

INITIAL

Stainless steel or recyclable ABS
Available tints



Locks the bottle with a **screw**.

OUTSIDE

Stainless steel
Available tints



Locks the bottle with a **screw**.

MAGNETIC

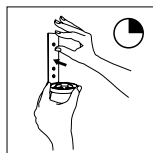
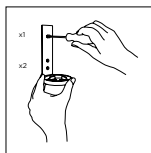
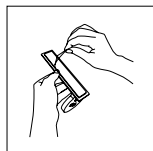
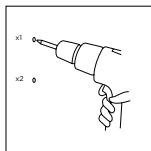
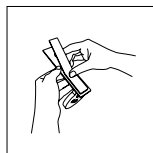
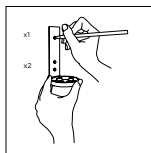
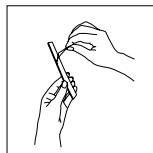
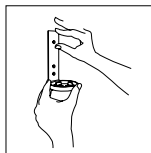
Stainless steel or recyclable ABS
Available tints



Locks the bottle with a **magnet**.

BASE

Aluminum
Available tints



screws or double-sided tape.